

SYSTEM


Technical features

TYPE	OPEN - HOODED
Width	1160cm
Drops (possible arm lengths)	150 / 200 / 250 / 300/350/400 cm

Centimetre-accurate manufacture in all intermediate widths!

Drive	Motor drive (electric motor) , crank drive (bevel gear) possible on request (reduced price)
Scope of supply, attachment	– incl. wall consoles for concrete B25 C20/25 (for anchor bolts: FAZ II M12)
Framework colours	– Standard Colour White – System can be custom powder coated at extra cost
Awning fabrics	– Can be made used with a variety of materials – Please call us for more details
Valance	– Supplied as standard with valance – Standard height 18 cm
Accessories**	1. Sun and wind sensor 2. Radio remote control/electric motor with integral radio control 3. Motion Sensor


** = Combination options and restrictions can be found in the current GS World price list.



Fabric▶

Our new collection offers a wide range of patterns spanning the entire colours spectrum.

Block UV & Heat Energy



According to research done by the Awning Association of Japan, external awnings reduce UV penetration by as much as 75% and lower the indoor temperature by 8-15degrees.



Your stockist will be happy to advise you:

Just enjoy life!

www.gsworld.com.au

TITAN FLEX

Pitch Adjustable Folding Arm Awning



Just enjoy life!






All good things come from above – with a valance.

Our TITAN FLEX awning exudes proven GS World quality, optimum user-friendliness and a summery appearance with its typical valance. The choice is yours: opt for the Open or Hooded type.



TITAN FORTE

The TITAN series is also available as a standard fixed pitch awning.



SYSTEM

The TITAN FLEX is a sturdy, long-lasting quality awning:

- ▶ Front profile with double hollow chamber and integral rain gutter
- ▶ 40 x 40 x 2 mm console tube, galvanised and powder-coated
- ▶ Rust-resistant pins, Teflon-coated bearings, high-grade stainless steel screws
- ▶ The **protective cover** on the TITAN FLEX RAIN COVER type protects the awning when retracted against dust, rain and other effects of the weather.
- ▶ The Semi Cassette Type is closed on three sides which protect the awning fabric and mechanism from dust, rain and the elements when the awning is retracted.



User-adjustable pitch

An additional gear mechanism enables the pitch of the awning to be adjusted smoothly from 5° to 52° to adapt it to the position of the sun.

Options

For even greater comfort you can equip your TITAN FLEX with:

- ▶ Motion Sensor
- ▶ Sun and wind sensor
- ▶ Radio remote control

